



Naples Area Board of REALTORS®



Your Leading Resource for Business

p 239.597.1666  
f 239.597.7725

www.NABOR.com  
www.NaplesArea.com

December 2018

1455 Pine Ridge Road  
Naples, FL 34109

### Overall Market Statistics by Price

	# Pending						# Closed						Median Closed Price (,000's)						Inventory			Average DOM		
	Dec 2017		Dec 2018		% Chg.	12-month ending 12/2017	12-month ending 12/2018	% Chg.	Dec 2017		Dec 2018		% Chg.	12-month ending 12/2017	12-month ending 12/2018	% Chg.	Dec 2017	Dec 2018	% Chg.	Dec 2017	Dec 2018	% Chg.		
\$0-\$300K	281	237	-16%	3,798	3,668	-3%	301	288	-4%	3,875	4,077	5%	\$ 220	\$ 216	-2%	\$ 220	\$ 220	0%	1,554	1,873	21%	82	83	1%
\$300K-\$500K	186	173	-7%	2,554	2,753	8%	154	216	40%	2,407	2,826	17%	\$ 368	\$ 371	1%	\$ 380	\$ 380	0%	1,511	1,795	19%	98	84	-14%
\$500K-\$1M	109	117	7%	1,641	1,672	2%	117	114	-3%	1,526	1,642	8%	\$ 640	\$ 633	-1%	\$ 650	\$ 653	0%	1,287	1,360	6%	145	135	-7%
\$1M-\$2M	86	46	-47%	699	730	4%	60	44	-27%	601	749	25%	\$ 1,437	\$ 1,240	-14%	\$ 1,350	\$ 1,385	3%	554	636	15%	134	108	-19%
\$2M+	34	39	15%	429	542	26%	25	21	-16%	406	477	17%	\$ 2,724	\$ 2,970	9%	\$ 3,062	\$ 3,030	-1%	585	593	1%	129	151	17%
<b>TOTAL</b>	<b>696</b>	<b>612</b>	<b>-12%</b>	<b>9,121</b>	<b>9,365</b>	<b>3%</b>	<b>657</b>	<b>683</b>	<b>4%</b>	<b>8,815</b>	<b>9,771</b>	<b>11%</b>	<b>\$ 324</b>	<b>\$ 330</b>	<b>2%</b>	<b>\$ 330</b>	<b>\$ 345</b>	<b>5%</b>	<b>5,491</b>	<b>6,257</b>	<b>14%</b>	<b>104</b>	<b>95</b>	<b>-9%</b>
Median > \$300K													\$ 551	\$ 468	-15%	\$ 514	\$ 512	0%						

### Overall Market Statistics by Area

	# Pending						# Closed						Median Closed Price (,000's)						Inventory			Average DOM		
	Dec 2017		Dec 2018		% Chg.	12-month ending 12/2017	12-month ending 12/2018	% Chg.	Dec 2017		Dec 2018		% Chg.	12-month ending 12/2017	12-month ending 12/2018	% Chg.	Dec 2017	Dec 2018	% Chg.	Dec 2017	Dec 2018	% Chg.		
Naples Beach	116	108	-7%	1,648	1,738	5%	101	86	-15%	1,613	1,732	7%	\$ 740	\$ 660	-11%	\$ 775	\$ 772	0%	1,244	1,425	15%	113	91	-19%
North Naples	195	156	-20%	2,536	2,660	5%	189	191	1%	2,447	2,730	12%	\$ 370	\$ 400	8%	\$ 380	\$ 410	8%	1,541	1,637	6%	103	107	4%
Central Naples	114	98	-14%	1,459	1,472	1%	92	107	16%	1,406	1,524	8%	\$ 261	\$ 244	-7%	\$ 251	\$ 260	4%	666	788	18%	100	88	-12%
South Naples	107	104	-3%	1,477	1,443	-2%	109	116	6%	1,431	1,488	4%	\$ 235	\$ 250	6%	\$ 242	\$ 250	3%	866	1,011	17%	110	89	-19%
East Naples	152	129	-15%	1,864	1,887	1%	152	162	7%	1,784	2,003	12%	\$ 318	\$ 317	0%	\$ 310	\$ 315	2%	1,060	1,271	20%	99	93	-6%
Immokalee/Ave Maria	5	6	20%	53	74	40%	6	15	150%	52	157	202%	\$ 245	\$ 240	-2%	\$ 251	\$ 281	12%	47	91	94%	27	101	274%
<b>TOTAL</b>	<b>689</b>	<b>601</b>	<b>-13%</b>	<b>9,037</b>	<b>9,274</b>	<b>3%</b>	<b>649</b>	<b>677</b>	<b>4%</b>	<b>8,733</b>	<b>9,634</b>	<b>10%</b>	<b>\$ 323</b>	<b>\$ 335</b>	<b>4%</b>	<b>\$ 330</b>	<b>\$ 344</b>	<b>4%</b>	<b>5,424</b>	<b>6,223</b>	<b>15%</b>	<b>104</b>	<b>95</b>	<b>-9%</b>

### Legend

Geographic Location	USPS Zip Codes
Naples Beach:	34102, 34103, 34108
North Naples:	34109, 34110, 34119
Central Naples:	34104, 34105, 34116
South Naples:	34112, 34113
East Naples:	34114, 34117, 34120, 34137
Immokalee/Ave Maria:	34142

Calculations are based on property listings that exist within Southwest Florida MLS. Only properties in Collier County, excluding Marco Island, are included. \*Counts for breakdowns of available inventory for prior years are unavailable.

\*\*Median Sold Prices are unavailable for periods with zero sales reported. The median refers to the middle value in a set of statistical values that are arranged in ascending or descending order, in this case prices at which homes were actually sold. Data entry anomalies and non-Naples zip codes may result in minor discrepancies. However, these anomalies are statistically insignificant. Single Family Homes are tabulated using properties with a building design of Single Family, Villa Detached, or Manufactured. Condo units are tabulated using properties with a building design of Low-Rise, Mid-Rise, High-Rise or Villa Attached.







Naples Area Board of REALTORS®



Your Leading Resource for Business

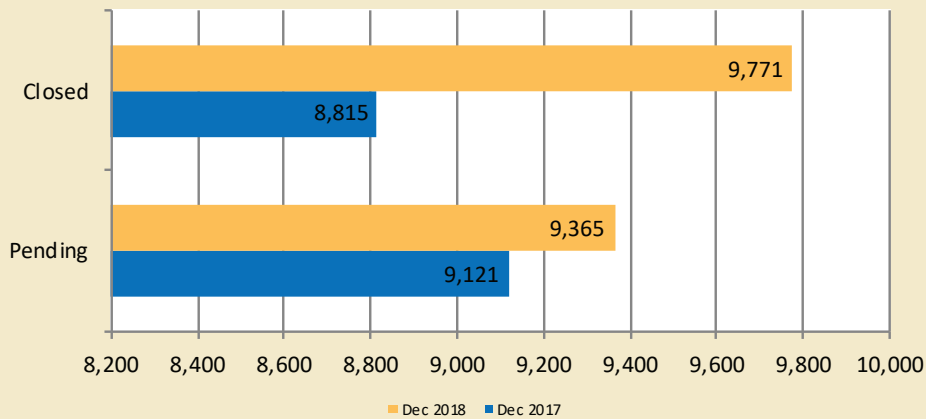
p 239.597.1666  
f 239.597.7725

[www.NABOR.com](http://www.NABOR.com)  
[www.NaplesArea.com](http://www.NaplesArea.com)

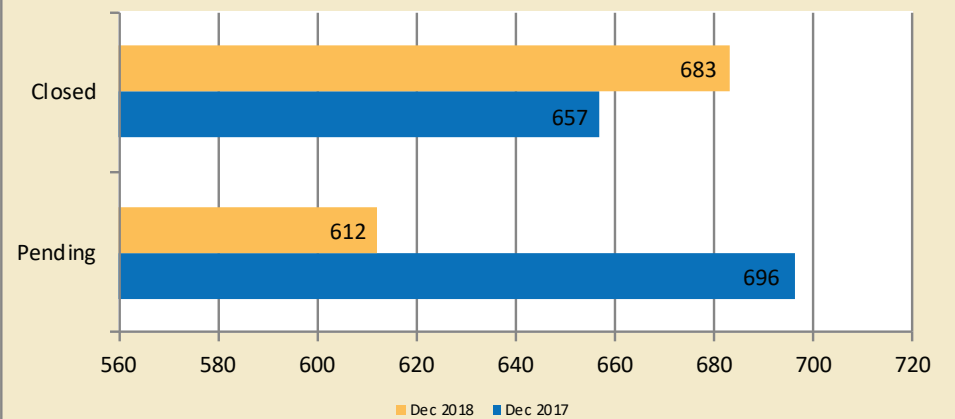
December 2018

1455 Pine Ridge Road  
Naples, FL 34109

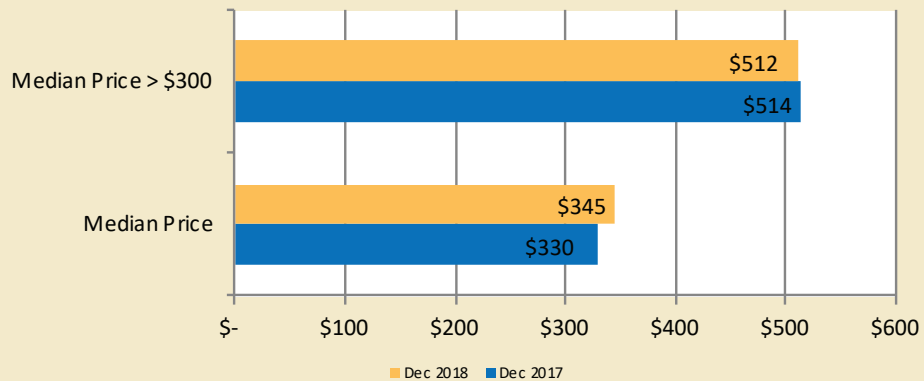
### Most Recent 12 Months



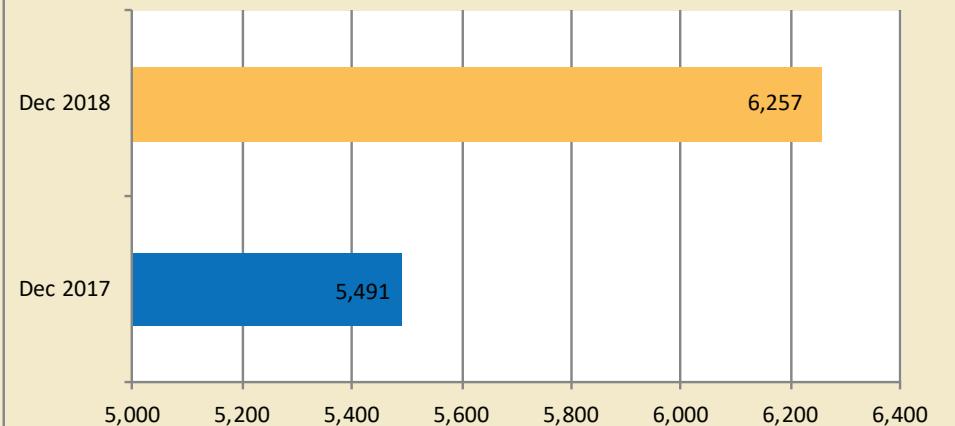
### Month to Month



### Median Closed Price (,000's) 12 Months Ending



### Inventory



Calculations are based on property listings that exist within Southwest Florida MLS. Only properties in Collier County, excluding Marco Island, are included.