



Real life. Real answers.

239.597.1666
239.597.7725 Fax

www.NABOR.com
www.NaplesArea.com

1455 Pine Ridge Road
Naples, FL 34109



Overall Market Statistics By Price

	# Pending				# Closed				Median Closed Price (,000's)				Inventory		Average DOM		
	Feb. 2009	Feb. 2010	12-month ending 2/2009	12-month ending 2/2010	Feb. 2009	Feb. 2010	12-month ending 2/2009	12-month ending 2/2010	Feb. 2009	Feb. 2010	12-month ending 2/2009	12-month ending 2/2010	Feb. 2009	Feb. 2010	Feb. 2009	Feb. 2010	
	\$0-\$300K	501	774	3,703	7,205	303	386	2,942	5,307	\$ 133	\$ 139	\$ 175	\$ 131	5,024	4,668	113	133
\$300K-\$500K	79	146	1,007	1,361	59	79	881	1,012	\$ 365	\$ 375	\$ 380	\$ 375	2,276	1,731	204	224	
\$500K-\$1M	71	121	717	910	34	49	647	675	\$ 657	\$ 650	\$ 653	\$ 650	2,221	1,687	235	232	
\$1M-\$2M	25	46	296	340	16	22	284	262	\$ 1,300	\$ 1,325	\$ 1,370	\$ 1,306	1,081	927	261	235	
\$2M+	15	35	234	229	13	6	197	170	\$ 2,700	\$ 3,925	\$ 2,700	\$ 3,075	825	669	364	428	
TOTAL	691	1,122	5,957	10,045	425	542	4,951	7,426	\$ 185	\$ 179	\$ 250	\$ 177	11,427	9,682	153	166	
									Median > \$300K	\$ 522	\$ 500	\$ 555	\$ 525				

Overall Market Statistics By Area

	# Pending				# Closed				Median Closed Price (,000's)				Inventory		Average DOM	
	Feb. 2009	Feb. 2010	12-month ending 2/2009	12-month ending 2/2010	Feb. 2009	Feb. 2010	12-month ending 2/2009	12-month ending 2/2010	Feb. 2009	Feb. 2010	12-month ending 2/2009	12-month ending 2/2010	Feb. 2009	Feb. 2010	Feb. 2009	Feb. 2010
	Naples Beach	92	209	1,028	1,548	70	101	994	1,243	\$ 547	\$ 440	\$ 625	\$ 510	2,730	2,475	212
North Naples	170	279	1,548	2,560	122	131	1,357	1,906	\$ 233	\$ 227	\$ 292	\$ 240	2,908	2,492	171	185
Central Naples	162	226	1,187	2,095	81	118	912	1,501	\$ 98	\$ 115	\$ 179	\$ 115	1,805	1,578	119	120
South Naples	85	159	802	1,357	52	73	693	1,031	\$ 145	\$ 145	\$ 186	\$ 145	1,703	1,346	136	147
East Naples	178	234	1,316	2,367	98	115	938	1,662	\$ 153	\$ 160	\$ 181	\$ 139	2,045	1,617	128	172
Immokalee/Ave Maria	2	7	11	43	0	0	3	27	**	**	\$ 21	\$ 75	33	33	0	0
TOTAL	689	1,114	5,892	9,970	423	538	4,897	7,370	\$ 185	\$ 179	\$ 250	\$ 175	11,224	9,541	153	166

Legend

Geographic Location	USPS Zip Codes
Naples Beach:	34102, 34103, 34108
North Naples:	34109, 34110, 34119
Central Naples:	34104, 34105, 34116
South Naples:	34112, 34113
East Naples:	34114, 34117, 34120, 34137
Immokalee/Ave Maria:	34142

Calculations are based on property listings that exist within SunshineMLS. Only properties in Collier County, excluding Marco Island, are included. *Counts for breakdowns of available inventory for prior years are unavailable. **Median Sold Prices are unavailable for periods with zero sales reported. The median refers to the middle value in a set of statistical values that are arranged in ascending or descending order, in this case prices at which homes were actually sold. Data entry anomalies and non-Naples zip codes may result in minor discrepancies. However, these anomalies are statistically insignificant.

Single Family Homes are tabulated using properties with a building design of Single Family, Villa Detached, or Manufactured. Condo units are tabulated using properties with a building design of Low-Rise, Mid-Rise, High-Rise, or Villa Attached.



Real life. Real answers.

239.597.1666
239.597.7725 Fax

www.NABOR.com
www.NaplesArea.com

1455 Pine Ridge Road
Naples, FL 34109



Single Family Home Statistics By Price

	# Pending				# Closed				Median Closed Price (,000's)				Inventory		Average DOM	
	Feb. 2009	Feb. 2010	12-month ending 2/2009	12-month ending 2/2010	Feb. 2009	Feb. 2010	12-month ending 2/2009	12-month ending 2/2010	Feb. 2009	Feb. 2010	12-month ending 2/2009	12-month ending 2/2010	Feb. 2009	Feb. 2010	Feb. 2009	Feb. 2010
	\$0-\$300K	273	382	2,032	3,725	159	187	1,447	2,677	\$ 125	\$ 130	\$ 160	\$ 125	1,983	1,726	98
\$300K-\$500K	46	88	600	855	38	45	536	622	\$ 358	\$ 395	\$ 390	\$ 375	1,160	902	176	223
\$500K-\$1M	39	60	428	486	18	20	367	351	\$ 652	\$ 633	\$ 651	\$ 665	1,063	801	223	191
\$1M-\$2M	14	26	177	209	10	15	164	160	\$ 1,332	\$ 1,300	\$ 1,377	\$ 1,337	653	576	291	200
\$2M+	10	22	160	164	12	5	138	117	\$ 3,375	\$ 3,850	\$ 2,800	\$ 3,100	630	511	341	460
TOTAL	382	578	3,397	5,439	237	272	2,652	3,927	\$ 195	\$ 192	\$ 275	\$ 188	5,489	4,516	146	164

Single Family Home Statistics By Area

	# Pending				# Closed				Median Closed Price (,000's)				Inventory		Average DOM	
	Feb. 2009	Feb. 2010	12-month ending 2/2009	12-month ending 2/2010	Feb. 2009	Feb. 2010	12-month ending 2/2009	12-month ending 2/2010	Feb. 2009	Feb. 2010	12-month ending 2/2009	12-month ending 2/2010	Feb. 2009	Feb. 2010	Feb. 2009	Feb. 2010
	Naples Beach	31	83	461	677	32	41	422	519	\$ 637	\$ 440	\$ 762	\$ 535	1,005	913	184
North Naples	69	117	710	1,058	53	55	640	795	\$ 320	\$ 344	\$ 400	\$ 361	1,345	1,125	206	212
Central Naples	84	110	701	1,116	48	63	515	786	\$ 96	\$ 115	\$ 200	\$ 120	926	762	113	139
South Naples	46	78	391	631	22	32	306	472	\$ 193	\$ 181	\$ 227	\$ 175	728	560	144	156
East Naples	148	179	1,083	1,876	80	79	731	1,299	\$ 134	\$ 130	\$ 163	\$ 122	1,340	1,047	114	146
Immokalee/Ave Maria	2	6	9	37	0	0	3	23	**	**	\$ 21	\$ 69	21	22	0	0
TOTAL	380	573	3,355	5,395	235	270	2,617	3,894	\$ 199	\$ 192	\$ 274	\$ 185	5,365	4,429	147	163

Legend

Geographic Location	USPS Zip Codes
Naples Beach:	34102, 34103, 34108
North Naples:	34109, 34110, 34119
Central Naples:	34104, 34105, 34116
South Naples:	34112, 34113
East Naples:	34114, 34117, 34120, 34137
Immokalee/Ave Maria:	34142

Calculations are based on property listings that exist within SunshineMLS. Only properties in Collier County, excluding Marco Island, are included. *Counts for breakdowns of available inventory for prior years are unavailable. **Median Sold Prices are unavailable for periods with zero sales reported. The median refers to the middle value in a set of statistical values that are arranged in ascending or descending order, in this case prices at which homes were actually sold. Data entry anomalies and non-Naples zip codes may result in minor discrepancies. However, these anomalies are statistically insignificant.

Single Family Homes are tabulated using properties with a building design of Single Family, Villa Detached, or Manufactured. Condo units are tabulated using properties with a building design of Low-Rise, Mid-Rise, High-Rise, or Villa Attached.



Real life. Real answers.

239.597.1666
239.597.7725 Fax

www.NABOR.com
www.NaplesArea.com

1455 Pine Ridge Road
Naples, FL 34109



Condominium Statistics By Price

	# Pending				# Closed				Median Closed Price (,000's)				Inventory		Average DOM	
	Feb. 2009	Feb. 2010	12-month ending	12-month ending	Feb. 2009	Feb. 2010	12-month ending	12-month ending	Feb. 2009	Feb. 2010	12-month ending	12-month ending	Feb. 2009	Feb. 2010	Feb. 2009	Feb. 2010
			2/2009	2/2010			2/2009	2/2010			2/2009	2/2010				
\$0-\$300K	228	392	1,671	3,480	144	199	1,495	2,630	\$ 145	\$ 145	\$ 185	\$ 139	3,041	2,942	129	137
\$300K-\$500K	33	58	407	506	21	34	345	390	\$ 365	\$ 354	\$ 375	\$ 370	1,116	829	255	225
\$500K-\$1M	32	61	289	424	16	29	280	324	\$ 698	\$ 650	\$ 654	\$ 650	1,158	886	246	261
\$1M-\$2M	11	20	119	131	6	7	120	102	\$ 1,250	\$ 1,250	\$ 1,350	\$ 1,300	428	351	208	296
\$2M+	5	13	74	65	1	1	59	53	\$ 2,200	\$ 2,400	\$ 2,525	\$ 2,850	195	158	662	233
TOTAL	309	544	2,560	4,606	188	270	2,299	3,499	\$ 175	\$ 173	\$ 230	\$ 170	5,938	5,166	162	169

Condominium Statistics By Area

	# Pending				# Closed				Median Closed Price (,000's)				Inventory		Average DOM	
	Feb. 2009	Feb. 2010	12-month ending	12-month ending	Feb. 2009	Feb. 2010	12-month ending	12-month ending	Feb. 2009	Feb. 2010	12-month ending	12-month ending	Feb. 2009	Feb. 2010	Feb. 2009	Feb. 2010
			2/2009	2/2010			2/2009	2/2010			2/2009	2/2010				
Naples Beach	61	126	567	871	38	60	572	724	\$ 522	\$ 459	\$ 590	\$ 505	1,725	1,562	237	225
North Naples	101	162	838	1,502	69	76	717	1,111	\$ 175	\$ 170	\$ 230	\$ 168	1,563	1,367	144	164
Central Naples	78	116	486	979	33	55	397	715	\$ 105	\$ 114	\$ 160	\$ 110	879	816	127	98
South Naples	39	81	411	726	30	41	387	559	\$ 120	\$ 118	\$ 170	\$ 132	975	786	130	141
East Naples	30	55	233	491	18	36	207	363	\$ 174	\$ 208	\$ 239	\$ 204	705	570	190	225
Immokalee/Ave Maria	0	1	2	6	0	0	0	4	**	**	**	\$ 226	12	11	0	0
TOTAL	309	541	2,537	4,575	188	268	2,280	3,476	\$ 175	\$ 173	\$ 230	\$ 170	5,859	5,112	162	169

Legend

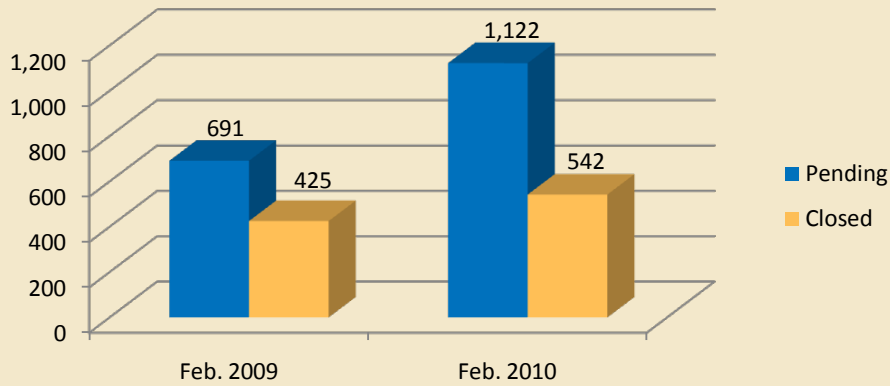
Geographic Location	USPS Zip Codes
Naples Beach:	34102, 34103, 34108
North Naples:	34109, 34110, 34119
Central Naples:	34104, 34105, 34116
South Naples:	34112, 34113
East Naples:	34114, 34117, 34120, 34137
Immokalee/Ave Maria:	34142

Calculations are based on property listings that exist within SunshineMLS. Only properties in Collier County, excluding Marco Island, are included. *Counts for breakdowns of available inventory for prior years are unavailable. **Median Sold Prices are unavailable for periods with zero sales reported.

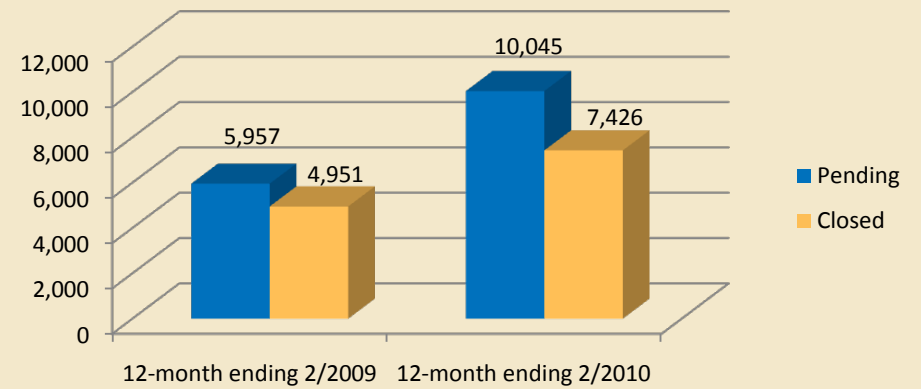
The median refers to the middle value in a set of statistical values that are arranged in ascending or descending order, in this case prices at which homes were actually sold. Data entry anomalies and non-Naples zip codes may result in minor discrepancies. However, these anomalies are statistically insignificant.

Single Family Homes are tabulated using properties with a building design of Single Family, Villa Detached, or Manufactured. Condo units are tabulated using properties with a building design of Low-Rise, Mid-Rise, High-Rise, or Villa Attached.

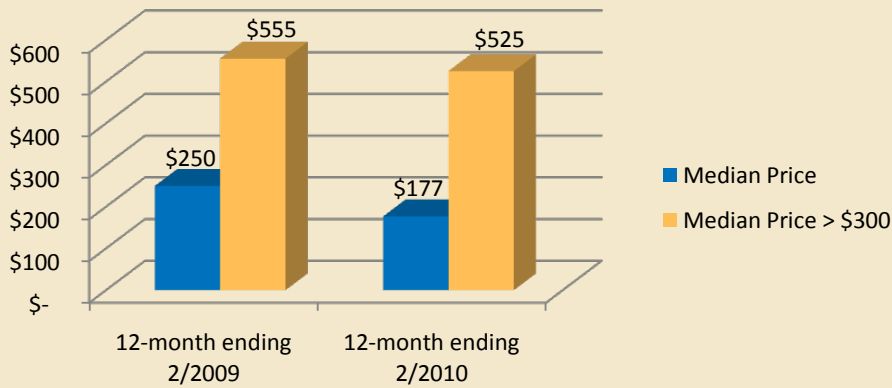
Pending



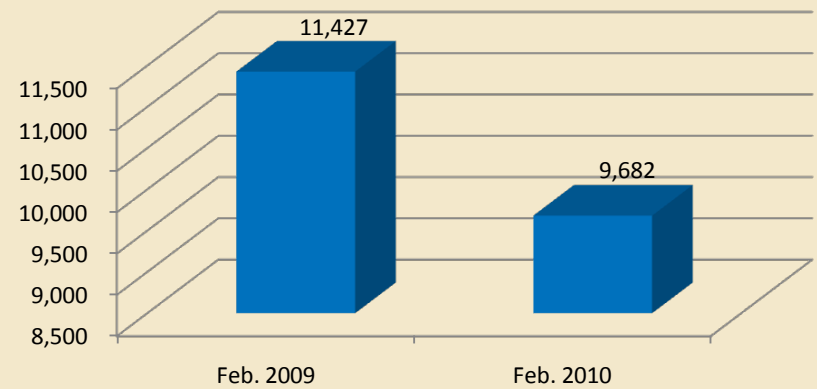
Closed



Median Price



Inventory



Overall